

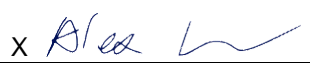


Prüfbericht-Nr.: Test report no.:	CN25EVQG 004	Auftrags-Nr.: Order no.:	168558319	Page 1 of 16 Seite 1 von 16
Kunden-Referenz-Nr.: Client reference no.:	N/A	Auftragsdatum: Order date:	2025-06-09	
Auftraggeber: Client:	Harman International Industries, Inc 8500 Balboa Blvd, Northridge, California, 91329, United States			
Prüfgegenstand: Test item:	BLUETOOTH HEADSET			
Bezeichnung / Typ-Nr.: Identification / Type no.:	TUNE 730BT (Trademark: JBL)			
Auftrags-Inhalt: Order content:	Type test			
Prüfgrundlage: Test specification:	CFR47 FCC Part 15: Subpart B Section 15.107 CFR47 FCC Part 15: Subpart B Section 15.109 ICES-003 Issue 7 October 2020			
Wareneingangsdatum: Date of sample receipt:	2025-06-16			
Prüfmuster-Nr.: Test sample no.:	A004015062			
Prüfzeitraum: Testing period:	2025-06-16 – 2025-06-25			
Ort der Prüfung: Place of testing:	TÜV Rheinland (Shenzhen) Co., Ltd.			
Prüflaboratorium: Testing laboratory:	TÜV Rheinland (Shenzhen) Co., Ltd.			
Prüfergebnis*: Test result*:	Pass			
geprüft von: tested by:			genehmigt von: authorized by:	
Datum: Date:	2025-07-04	Ausstellungsdatum: Issue date:		2025-07-04
Stellung / Position:	Project Manager	Stellung / Position:		Authorizer
Sonstiges / Other:				
Zustand des Prüfgegenstandes bei Anlieferung: Condition of the test item at delivery:		Prüfmuster vollständig und unbeschädigt Test item complete and undamaged		
* Legende:	P(ass) = entspricht o.g. Prüfgrundlage(n)	F(ail) = entspricht nicht o.g. Prüfgrundlage(n)	N/A = nicht anwendbar	N/T = nicht getestet
* Legend:	P(ass) = passed a.m. test specification(s)	F(ail) = failed a.m. test specification(s)	N/A = not applicable	N/T = not tested
Dieser Prüfbericht bezieht sich nur auf das o.g. Prüfmuster und darf ohne Genehmigung der Prüfstelle nicht auszugsweise vervielfältigt werden. Dieser Bericht berechtigt nicht zur Verwendung eines Prüfzeichens. This test report only relates to the above mentioned test sample. Without permission of the test center this test report is not permitted to be duplicated in extracts. This test report does not entitle to carry any test mark.				
TUV Rheinland (Shenzhen) Co., Ltd., 1601-1604, 1801-1804, Tower A Building 2, Shenzhen International Innovation Valley, Dashi 1st Road, Xili Street, Xili Community, Nanshan District, Shenzhen 518052, P. R. China Mail: service-gc@tuv.com · Web: www.tuv.com				

Prüfbericht-Nr.: CN25EVQG 004
Test report no.:

Page 2 of 16
Seite 2 von 16

Remarks
Anmerkungen

- | | |
|---|--|
| 1 | <p>The equipment used during the specified testing period was calibrated according to our test laboratory calibration program. The equipment fulfils the requirements included in the relevant standards. The traceability of the test equipment used is ensured by compliance with the regulations of our management system.</p> <p>Detailed information regarding test conditions, equipment and measurement uncertainty is available in the test laboratory and could be provided on request.</p> <p><i>Alle eingesetzten Prüfmittel waren zum angegebenen Prüfzeitraum gemäß eines festgelegten Kalibrierungsprogramms unseres Prüfhauses kalibriert. Sie entsprechen den in den Prüfprogrammen hinterlegten Anforderungen. Die Rückverfolgbarkeit der eingesetzten Prüfmittel ist durch die Einhaltung der Regelungen unseres Managementsystems gegeben.</i></p> <p><i>Detaillierte Informationen bezüglich Prüfkonditionen, Prüfequipment und Messunsicherheiten sind im Prüflabor vorhanden und können auf Wunsch bereitgestellt werden.</i></p> |
| 2 | <p>As contractually agreed, this document has been signed digitally only. TÜV Rheinland has not verified and unable to verify which legal or other pertaining requirements are applicable for this document. Such verification is within the responsibility of the user of this document. Upon request by its client, TÜV Rheinland can confirm the validity of the digital signature by a separate document. Such request shall be addressed to our Sales department. An environmental fee for such additional service will be charged.</p> <p><i>Wie vertraglich vereinbart, wurde dieses Dokument nur digital unterzeichnet. Der TÜV Rheinland hat nicht überprüft, welche rechtlichen oder sonstigen diesbezüglichen Anforderungen für dieses Dokument gelten. Diese Überprüfung liegt in der Verantwortung des Benutzers dieses Dokuments. Auf Verlangen des Kunden kann der TÜV Rheinland die Gültigkeit der digitalen Signatur durch ein gesondertes Dokument bestätigen. Diese Anfrage ist an unseren Vertrieb zu richten. Eine Umweltgebühr für einen solchen zusätzlichen Service wird erhoben.</i></p> |
| 3 | <p>Test clauses with remark of * are subcontracted to qualified subcontractors and described under the respective test clause in the report. Deviations of testing specification(s) or customer requirements are listed in specific test clause in the report.</p> <p><i>Prüfklausel mit der Note * wurden an qualifizierte Unterauftragnehmer vergeben und sind unter der jeweiligen Prüfklausel des Berichts beschrieben. Abweichungen von Prüfspezifikation(en) oder Kundenanforderungen sind in der jeweiligen Prüfklausel im Bericht aufgeführt.</i></p> |
| 4 | <p>The decision rule for statements of conformity, based on numerical measurement results, in this test report is based on the "Zero Guard Band Rule" and "Simple Acceptance" in accordance with ILAC G8:2019 and IEC Guide 115:2021, unless otherwise specified in the applied standard mentioned on Page 1 of this report or requested by the customer. This means that measurement uncertainty is not taken in account and hence also not declared in the test report. For additional information to the resulting risk based of this decision rule please refer to ILAC G8:2019.</p> <p><i>Die Entscheidungsregel für Konformitätserklärungen basierend auf numerischen Messergebnissen in diesem Prüfbericht basiert auf der "Null-Grenzwert-Regel" und der "Einfachen Akzeptanz" gemäß ILAC G8:2019 und IEC Guide 115:2021, es sei denn, in der auf Seite 1 dieses Berichts genannten angewandten Norm ist etwas anderes festgelegt oder vom Kunden gewünscht. Dies bedeutet, dass die Messunsicherheit nicht berücksichtigt wird und daher auch nicht im Prüfbericht angegeben wird. Zu weiteren Informationen bezüglich des Risikos durch diese Entscheidungsregel siehe ILAC G8:2019.</i></p> |

Prüfbericht-Nr.: CN25EVQG 004
Test report no.:

Seite 3 von 16
Page 3 of 16

Test Summary

5.1 Conducted emissions

RESULT: Pass

5.2 Radiated emissions

RESULT: Pass

Contents

1	GENERAL REMARKS	5
1.1	COMPLEMENTARY MATERIALS	5
2	TEST SITES	5
2.1	TEST FACILITIES	5
2.2	LIST OF TEST AND MEASUREMENT INSTRUMENTS.....	6
2.3	TRACEABILITY	8
2.4	CALIBRATION	8
2.5	MEASUREMENT UNCERTAINTY.....	8
2.6	LOCATION OF ORIGINAL DATA.....	8
2.7	STATUS OF FACILITY USED FOR TESTING.....	8
3	GENERAL PRODUCT INFORMATION	9
3.1	PRODUCT FUNCTION AND INTENDED USE.....	9
3.2	RATINGS AND SYSTEM DETAILS	9
3.3	INDEPENDENT OPERATION MODES	9
3.4	NOISE GENERATING AND NOISE SUPPRESSING PARTS.....	9
3.5	SUBMITTED DOCUMENTS.....	9
4	TEST SET-UP AND OPERATION MODES	10
4.1	PRINCIPLE OF CONFIGURATION SELECTION	10
4.2	TEST OPERATION AND TEST SOFTWARE.....	10
4.3	SPECIAL ACCESSORIES AND AUXILIARY EQUIPMENT	10
4.4	COUNTERMEASURES TO ACHIEVE EMC COMPLIANCE.....	10
4.5	TEST SETUP DIAGRAM	11
5	TEST RESULTS	12
5.1	CONDUCTED EMISSIONS.....	12
5.2	RADIATED EMISSION	13
6	PHOTOGRAPHS OF THE TEST SET-UP	14
7	LIST OF TABLES.....	16
8	LIST OF PHOTOGRAPHS	16

Prüfbericht-Nr.: CN25EVQG 004
*Test report no.:*Seite 5 von 16
Page 5 of 16

1 General Remarks

1.1 Complementary Materials

All attachments are integral parts of this test report. This applies especially to the following appendix:
Appendix A: Test Results.

2 Test Sites

2.1 Test Facilities

TÜV Rheinland (Shenzhen) Co., Ltd.
2-3F, 101 & 102, No.2, Nuclear Power Industrial Park, Fuming Community, Fucheng Street, Longhua District, Shenzhen 518000, People's Republic of China

2.2 List of Test and Measurement Instruments

Table 1: List of Test and Measurement Equipment

Conducted Emission				
Equipment	Manufacturer	Model No.	Serial No.	Cal. Until
EMI Test Receiver	R&S	ESR3	102680	2026-02-09
Artificial Mains Network	R&S	ENV216	102333	2025-07-22
Artificial Mains Network	R&S	ENV216	101445	2026-02-09
EMC32 test software	R&S	EMC32(Ver.10.50.00)	N/A	N/A
Radiated Emission (10m chamber)				
Equipment	Manufacturer	Model No.	Serial No.	Cal. Until
10m SAC	ETS-Lindgren	SAC10	CT001632-Q1399	2027-10-22
EMI Test Receiver 2	R&S	ESR7	102023	2025-08-18
Below 1G cable #1 in 10m SAC	Calibration frequency range:9 kHz ~1.0 GHz			2025-12-20
EMI Test Receiver 1	R&S	ESR7	102022	2025-08-18
Below 1G cable #2 in 10m SAC	Calibration frequency range:9 kHz ~1.0 GHz			2025-12-20
Bilog Antenna 1	TESEQ	CBL6112D	51321	2025-09-07
Bilog Antenna 2	TESEQ	CBL6112D	51322	2025-09-26
Preamplifier 1 (30-1000MHz)	SCHWARZBECK	BBV9745	00256	2025-10-19
Preamplifier 1 (30-1000MHz)	SCHWARZBECK	BBV9745	115	2025-10-19
Preamplifier 3 (1-18GHz)	R&S	SCU-18F	180077	2025-10-19
Horn Antenna	R&S	HF907	102707	2025-10-19
Above 1G cable #1 in 10m SAC	Calibration frequency range: 9 kHz~6 GHz			2025-12-20
Above 1G cable #2 in 10m SAC	Calibration frequency range: 1 GHz~18 GHz			2025-12-20
Antenna-Preamplifier 40GHz cable (30cm)	Calibration frequency range: 1 GHz~40 GHz			2025-12-14
Preamplifier-Receiver 40GHz cable (50cm)	Calibration frequency range: 1 GHz~40 GHz			2025-12-14
EMC32 test software	R&S	EMC32(Ver.10.60.20)	N/A	N/A
Radiated Emission (3m chamber) for above 1GHz				
Equipment	Manufacturer	Model No.	Serial No.	Cal. Until
3m SAC	ETS-Lindgren	SAC3	CT001632-Q1362	2027-09-11
EMI Test Receiver	R&S	ESR7	102111	2025-08-18
Horn Antenna	R&S	HF907	102706	2025-09-01
Preamplifier (1-18GHz)	R&S	SCU-18F	180076	2025-10-11
Above 1G cable in 3m SAC	Calibration frequency range: 9 kHz~18 GHz			2025-12-14
Active magnetic loop antenna	SCHWARZBECK	FMZB1519B	00080	2025-09-01
Trilog-Broadband antenna	SCHWARZBECK	VULB9168	0945	2025-07-17
Preamplifier	EMCI	EMC9135-P	980629	2025-08-18

Prüfbericht-Nr.: CN25EVQG 004
Test report no.:

Seite 7 von 16
Page 7 of 16

(30-1000MHz)				
Below 1G cable in 3m SAC	Calibration frequency range: 9 kHz~1.0 GHz			2025-12-20
EMC32 test software	R&S	EMC32(Ver.10.60.20)	N/A	N/A

2.3 Traceability

All measurement equipment calibrations are traceable to NIM (National Institute of Metrology) or where calibration is performed in other countries, to equivalent nationally recognized standards organizations.

2.4 Calibration

Equipment requiring calibration is calibrated periodically by the manufacturer or according to manufacturer's specifications. Additionally all equipment is verified for proper performance on a regular basis using in house standards or comparisons.

2.5 Measurement Uncertainty

The estimated combined standard uncertainty for radiated emissions and conducted emissions measurements as below table

Parameter	Uncertainty
Radiated Emission (10m SAC), 30MHz to 1000MHz	± 4.66 dB
Radiated Emission (3m SAC), above 1000MHz	± 4.60 dB
Conducted Emission, (9kHz to 150kHz)/(150kHz to 30MHz)	± 3.70 dB / ± 3.30 dB

2.6 Location of Original Data

The original copies of all test data taken during actual testing were attached at this report and delivered to the applicant. A copy has been retained in the TÜV Rheinland (Shenzhen) file for certification follow-up purposes.

2.7 Status of Facility Used for Testing

The TÜV Rheinland (Shenzhen) Co., Ltd. Test facility located at 2-3F, 101 & 102, No.2, Nuclear Power Industrial Park, Fuming Community, Fucheng Street, Longhua District, Shenzhen 518000, People's Republic of China is listed on the US Federal Communications Commission list of facilities approved to perform measurements

3 General Product Information

3.1 Product Function and Intended Use

The EUT is a Bluetooth headset, and it supports Bluetooth dual mode technology.

For details refer to the User Manual and Circuit Diagram.

3.2 Ratings and System Details

Table 2: Technical Specification of EUT

General Information of EUT	Value
Kind of Equipment	BLUETOOTH HEADSET
Type Designation	TUNE 730BT
Trademark	JBL
Operating Voltage	DC 5V, 1A via Type C interface or DC 3.7V, 500mAh via built-in Li-ion battery
Extreme Temperature Range	0°C to +45°C

3.3 Independent Operation Modes

The basic operation modes are:

- A. On, Bluetooth playing (Classic Bluetooth or LE Audio)
- B. On, Charging
- C. Off

3.4 Noise Generating and Noise Suppressing Parts

Refer to Circuit Diagram for further details.

3.5 Submitted Documents

- User Manual
- FCC/IC Label and Location Info
- Technical Description

4 Test Set-up and Operation Modes

4.1 Principle of Configuration Selection

Emission: The equipment under test (EUT) was configured to measure its highest possible radiation level. The test modes were adapted accordingly in reference to the instructions for use.

4.2 Test Operation and Test Software

Test operation refers to test setup in chapter 5. All testing were performed according to the procedures in ANSI C63.4: 2014.

4.3 Special Accessories and Auxiliary Equipment

Table 3: List of Accessories and Auxiliary Equipment

Description	Manufacturer	Model	S/N or Ratng
Mobile phone	SAMSUNG	Galaxy Z Fold4	RFCT80V5XYF
AC/DC Adapter	XIAOMI	MDY-12-EY	Input: 100-240V, 50/60Hz, 1.7A Output: DC 5V, 3A or DC 9V, 3A or DC 11V, 6.1A or DC 20V, 3.25A Max

4.4 Countermeasures to Achieve EMC Compliance

The test sample which has been tested contained the noise suppression parts as described in the Technical Construction File (TCF).

No additional measures were employed to achieve compliance.

4.5 Test Setup Diagram

Diagram of Measurement Configuration for Radiation Test (Below 1GHz)

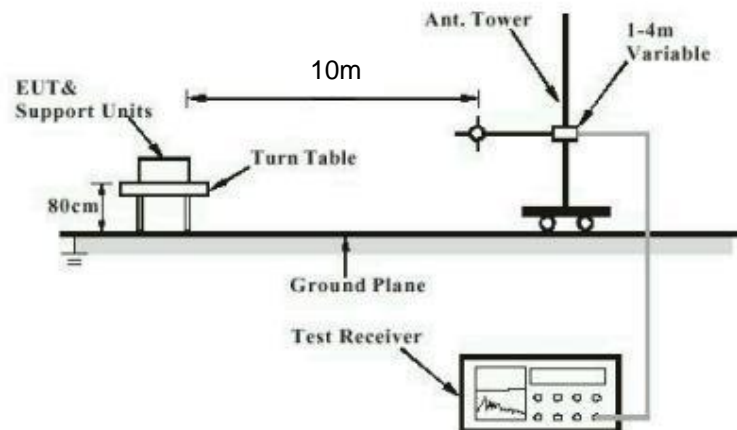


Diagram of Measurement Configuration for Radiation Test (Above 1GHz)

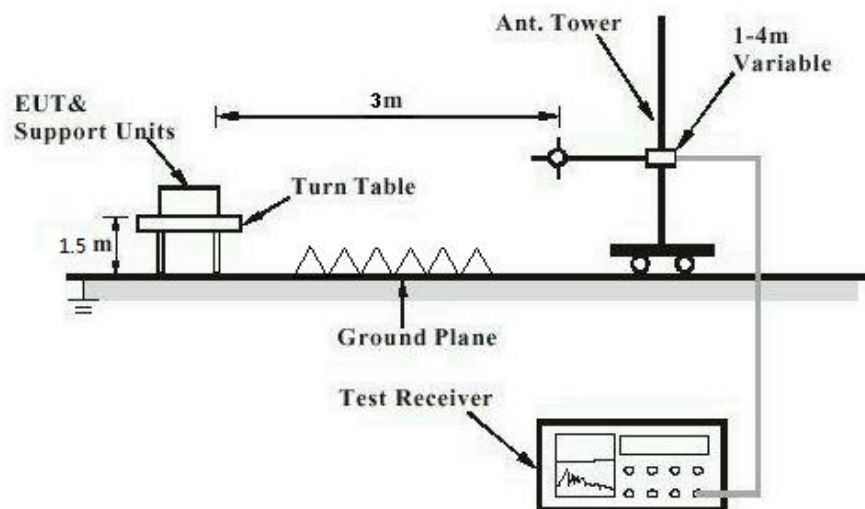
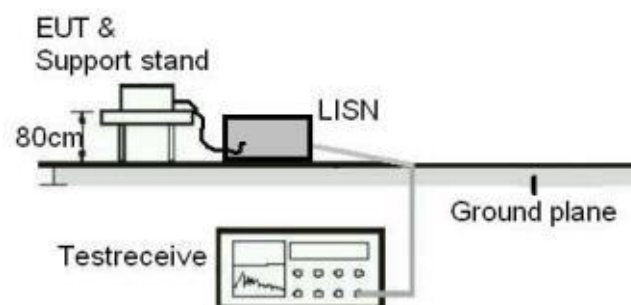


Diagram of Measurement Equipment Configuration for Mains Conduction Measurement



5 Test Results

5.1 Conducted emissions

RESULT:**Pass****Test Specification**

Test standard	: FCC Part 15.107(a) & ICES-003
Basic standard	: ANSI C63.4: 2014
Frequency range	: 150kHz - 30MHz
Classification	: Class B
Limit	: FCC Part 15.107(a) & ICES-003 Table 1
Kind of test site	: Shielded Room

Test Setup

Date of testing	: 2025-06-16 to 2025-06-25
Test voltage	: DC 5V, 1A via Type-C interface
Operation mode	: B
Test ports	: AC mains terminals
Earthing	: Not connected
Test configuration	: Table-top
Ambient temperature	: 24.9 °C
Relative humidity	: 52.4 %
Atmospheric pressure	: 101 kPa

For the measurement records, refer to the appendix A.

This testing was carried out on all operation modes, but only the worst case was presented in this report.

Prüfbericht-Nr.: CN25EVQG 004
Test report no.:Seite 13 von 16
Page 13 of 16

5.2 Radiated Emission

RESULT:

Pass

Test Specification

Test standard	: FCC Part 15.109(a) & ICES-003
Basic standard	: ANSI C63.4: 2014
Frequency range	: 30 - (five harmonics) *
Classification	: Class B
Limit	: FCC Part 15.109(a) ICES-003 Table 2 & Table 4
Kind of test site	: 10m Semi-anechoic Chamber for below 1GHz 3m Semi-anechoic Chamber for above 1GHz

Test Setup

Date of testing	: 2025-06-16 to 2025-06-25
Input voltage	: DC 5V, 1A via Type-C interface Or DC 3.7V, 500mAh via built-in Li-ion battery
Operation mode	: A, B
Earthing	: Not connected
Ambient temperature	: Refer to test data
Relative humidity	: Refer to test data
Atmospheric pressure	: 101 kPa


For the measurement records, refer to the appendix A.

Remark:


- 1) Note: Testing was carried out within frequency range 30MHz to the 5th harmonics, the maximum operating frequency of EUT is 12MHz and we performed test from 30MHz to 12.5GHz in this test report.
- 2) This testing was carried out on all operation modes, but only the worst case was presented in this report.

6 Photographs of the Test Set-Up


Photograph 1: Set-up for Conducted Emission on AC Mains



Photograph 2: Set-up for Radiated Emission, below 1GHz



Photograph 3: Set-up for Radiated Emission, above 1GHz



7 List of Tables

Table 1: List of Test and Measurement Equipment.....	6
Table 2: Technical Specification of EUT	9
Table 3: List of Accessories and Auxiliary Equipment.....	10

8 List of Photographs

Photograph 1: Set-up for Conducted Emission on AC Mains.....	14
Photograph 2: Set-up for Radiated Emission, below 1GHz.....	14
Photograph 3: Set-up for Radiated Emission, above 1GHz	15

Appendix A: Test Results of FCC 15B & ICES-003

APPENDIX A: TEST RESULTS OF FCC 15B & ICES-0031

APPENDIX A.1: TEST PLOTS OF CONDUCTED EMISSION ON AC MAINS2

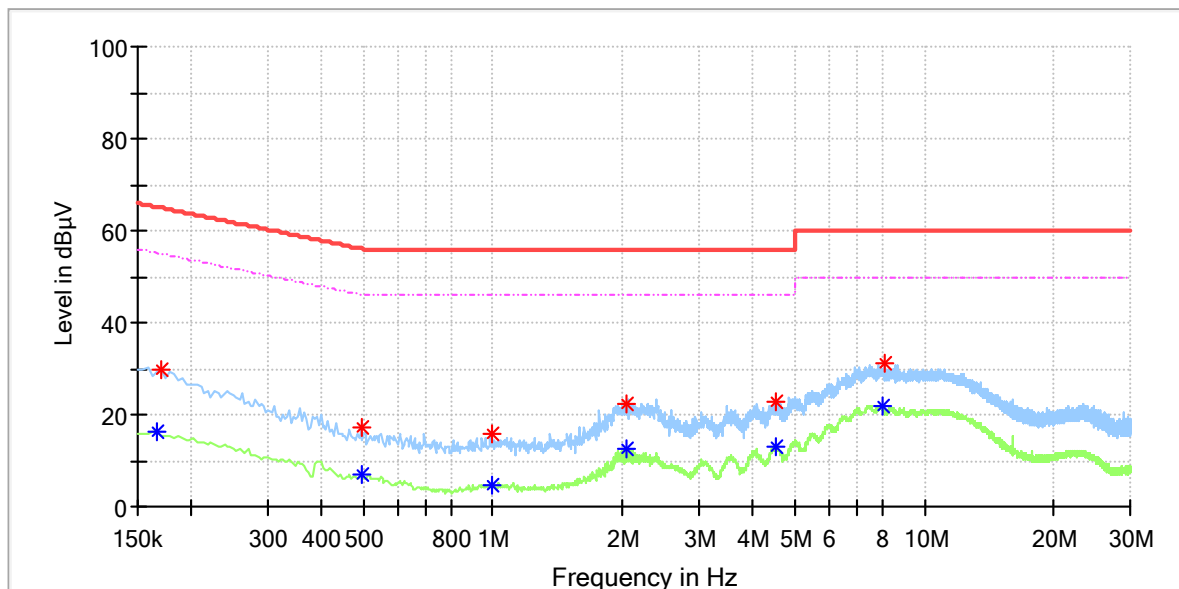
APPENDIX A.2: TEST PLOTS OF RADIATED EMISSION, BELOW 1GHz4

APPENDIX A.3: TEST PLOTS OF RADIATED EMISSION, ABOVE 1GHz7

Appendix A.1: Test Plots of Conducted Emission on AC Mains

EUT Information

EUT Name: Bluetooth Headset
Model: TUNE730BT
Test Mode: Charging by adapter
Test Voltage: AC 120V/60Hz
Test Standard: FCC Part 15
Test By./Review By: Junhua Sun/ Murphy Chen
Tem./Hum./Pressure: 24.9°C/52.4%/101kPa
Remark: SR2

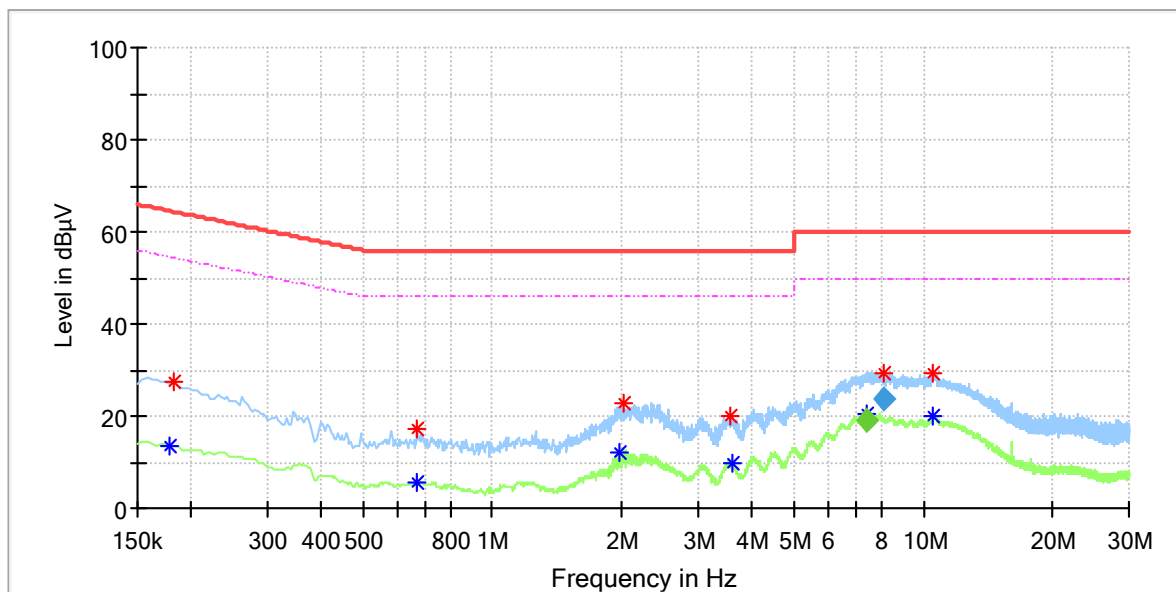


Critical_Freqs

Frequency (MHz)	MaxPeak (dBµV)	Average (dBµV)	Limit (dBµV)	Margin (dB)	Line	Corr. (dB)
0.166	---	16.13	55.16	39.03	L1	10.2
0.170	29.93	---	64.96	35.03	L1	10.2
0.494	---	6.89	46.10	39.21	L1	10.2
0.494	17.30	---	56.10	38.80	L1	10.2
0.990	15.92	---	56.00	40.08	L1	10.3
0.998	---	4.53	46.00	41.47	L1	10.3
2.030	---	12.57	46.00	33.43	L1	10.3
2.034	22.52	---	56.00	33.48	L1	10.3
4.538	22.70	---	56.00	33.30	L1	10.4
4.546	---	13.21	46.00	32.79	L1	10.4
7.958	---	21.86	50.00	28.14	L1	10.5
8.070	31.12	---	60.00	28.88	L1	10.5

EUT Information

EUT Name: Bluetooth Headset
Model: TUNE730BT
Test Mode: Charging by adapter
Test Voltage: AC 120V/60Hz
Test Standard: FCC Part 15
Test By./Review By: Junhua Sun/ Murphy Chen
Tem./Hum./Pressure: 24.9°C/52.4%/101kPa
Remark: SR2



Critical_Freqs

Frequency (MHz)	MaxPeak (dBµV)	Average (dBµV)	Limit (dBµV)	Margin (dB)	Line	Corr. (dB)
0.178	---	13.71	54.58	40.87	N	10.2
0.182	27.43	---	64.39	36.97	N	10.2
0.670	---	5.52	46.00	40.48	N	10.3
0.670	17.44	---	56.00	38.56	N	10.3
1.978	---	12.22	46.00	33.78	N	10.3
2.010	22.88	---	56.00	33.12	N	10.3
3.550	20.12	---	56.00	35.88	N	10.3
3.590	---	9.65	46.00	36.35	N	10.3
7.417	---	20.27	50.00	29.73	N	10.5
8.097	29.48	---	60.00	30.52	N	10.5
10.510	---	20.16	50.00	29.84	N	10.6
10.518	29.11	---	60.00	30.89	N	10.6

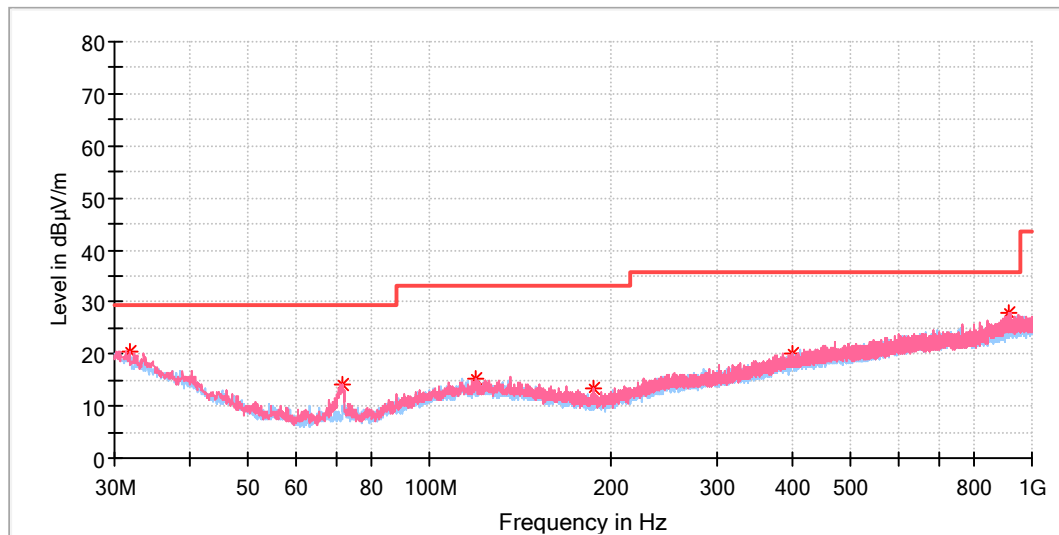
Final_Result

Frequency (MHz)	QuasiPeak (dBµV)	CAverage	Limit (dBµV)	Margin (dB)	Meas. Time (ms)	Bandwidth (kHz)	Line	Corr. (dB)
7.417	---	19.07	50.00	30.93	1000.0	9.000	N	10.5
8.097	23.59	---	60.00	36.41	1000.0	9.000	N	10.5

Appendix A.2: Test Plots of Radiated Emission, Below 1GHz

EUT Information

EUT Name:	Bluetooth Headset
Model:	TUNE730BT
Test Mode:	BT Playing MODE
Test Voltage:	BATTERY
Test Standard:	FCC Part 15
Test By:/Review By:	Junhua Sun/ Murphy Chen
Tem./Hum./Pressure:	23.7°C/50.3%/101kPa
Remark:	10m SAC

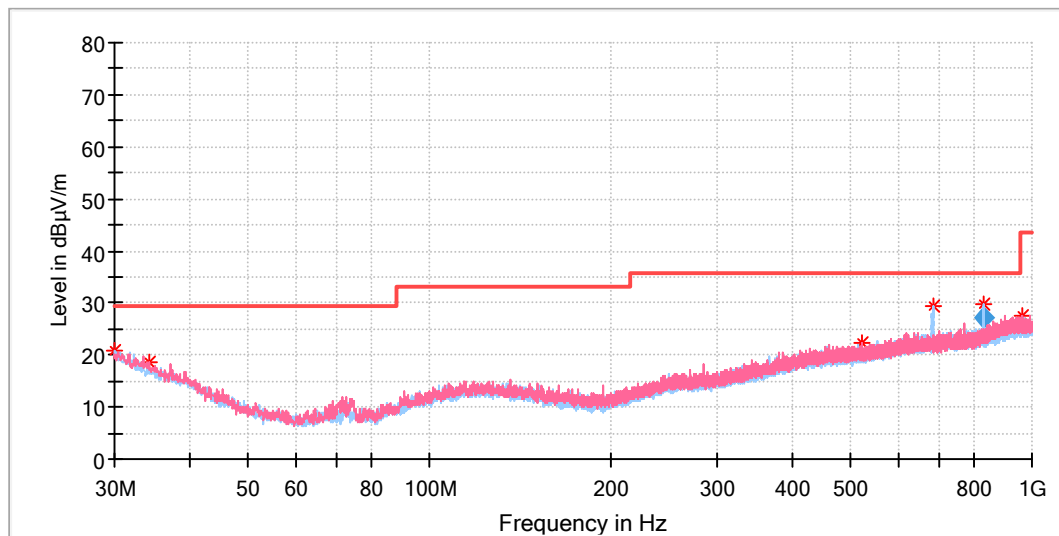


Critical_Freqs

Frequency (MHz)	MaxPeak (dBμV/m)	Limit (dBμV/m)	Margin (dB)	Height (cm)	Pol	Azimuth (deg)	Corr. (dB/m)
31.724444	20.54	29.50	8.96	100.0	V	344.0	-5.1
71.817778	14.01	29.50	15.49	100.0	V	131.0	-15.3
119.024444	15.42	33.10	17.68	100.0	V	333.0	-9.6
186.708889	13.29	33.10	19.81	200.0	V	32.0	-11.9
401.779444	20.13	35.60	15.47	100.0	V	196.0	-4.2
915.771667	27.82	35.60	7.78	200.0	V	306.0	3.6

EUT Information

EUT Name: Bluetooth Headset
Model: TUNE730BT
Test Mode: BLE Audio playing MODE
Test Voltage: BATTERY
Test Standard: FCC Part 15
Test By:/Review By: Junhua Sun/ Murphy Chen
Tem./Hum./Pressure: 23.7°C/50.3%/101kPa
Remark: 10m SAC



Critical_Freqs

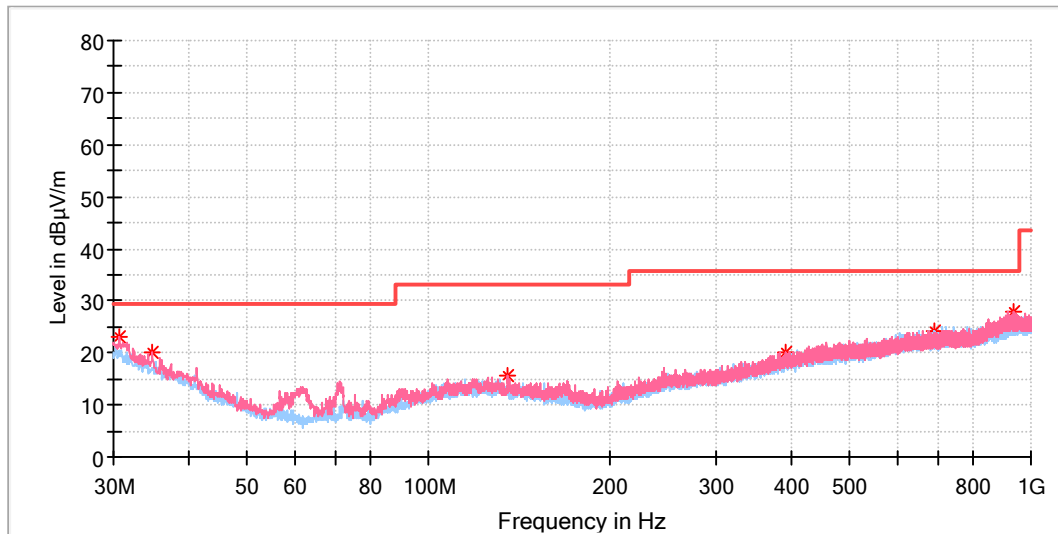
Frequency (MHz)	MaxPeak (dBµV/m)	Limit (dBµV/m)	Margin (dB)	Height (cm)	Pol	Azimuth (deg)	Corr. (dB/m)
30.107778	20.94	29.50	8.56	100.0	H	337.0	-5.1
34.203333	18.75	29.50	10.75	100.0	V	0.0	-6.5
523.352778	22.22	35.60	13.38	200.0	V	39.0	-2.5
684.426667	29.35	35.60	6.25	100.0	H	36.0	-2.1
833.106111	29.70	35.60	5.90	100.0	H	73.0	-1.2
966.804444	27.65	43.50	15.85	100.0	V	283.0	3.9

Final_Result

Frequency (MHz)	QuasiPeak (dBµV/m)	Limit (dBµV/m)	Margin (dB)	Meas. Time (ms)	Bandwidth (kHz)	Height (cm)	Pol	Azimuth h (deg)	Corr. (dB/m)
833.106111	27.30	35.60	8.30	1000.0	120.000	100.0	H	73.0	-1.2

EUT Information

EUT Name: Bluetooth Headset
Model: TUNE730BT
Test Mode: Charging
Test Voltage: AC 120V/60Hz
Test Standard: FCC Part 15
Test By:/Review By: Junhua Sun/ Murphy Chen
Tem./Hum./Pressure: 23.7°C/50.3%/101kPa
Remark: 10m SAC



Critical_Freqs

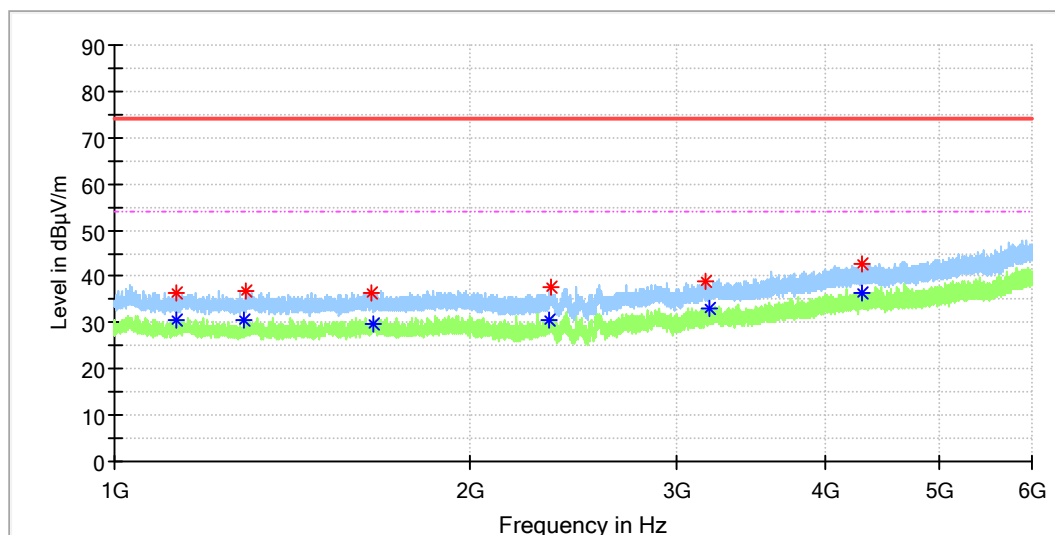
Frequency (MHz)	MaxPeak (dBµV/m)	Limit (dBµV/m)	Margin (dB)	Height (cm)	Pol	Azimuth (deg)	Corr. (dB/m)
30.700556	22.89	29.50	6.61	100.0	V	166.0	-4.5
34.796111	19.98	29.50	9.52	100.0	V	114.0	-6.8
135.676111	15.50	33.10	17.60	200.0	V	38.0	-9.9
392.348889	20.25	35.60	15.35	200.0	V	269.0	-4.5
691.917222	24.35	35.60	11.25	100.0	H	106.0	-2.1
935.279444	27.92	35.60	7.68	100.0	V	22.0	3.8

Appendix A.3: Test Plots of Radiated Emission, Above 1GHz

Note: Testing was carried out within frequency range 30MHz to the 5th harmonics.

EUT Information

EUT Name:	Bluetooth Headset
Model:	TUNE730BT
Test Mode:	BT Playing MODE
Test Voltage:	BATTERY
Test Standard:	FCC Part 15
Test By:/Review By:	Junhua Sun/ Murphy Chen
Tem./Hum./Pressure:	23.7°C/50.3%/101kPa
Remark:	10m SAC

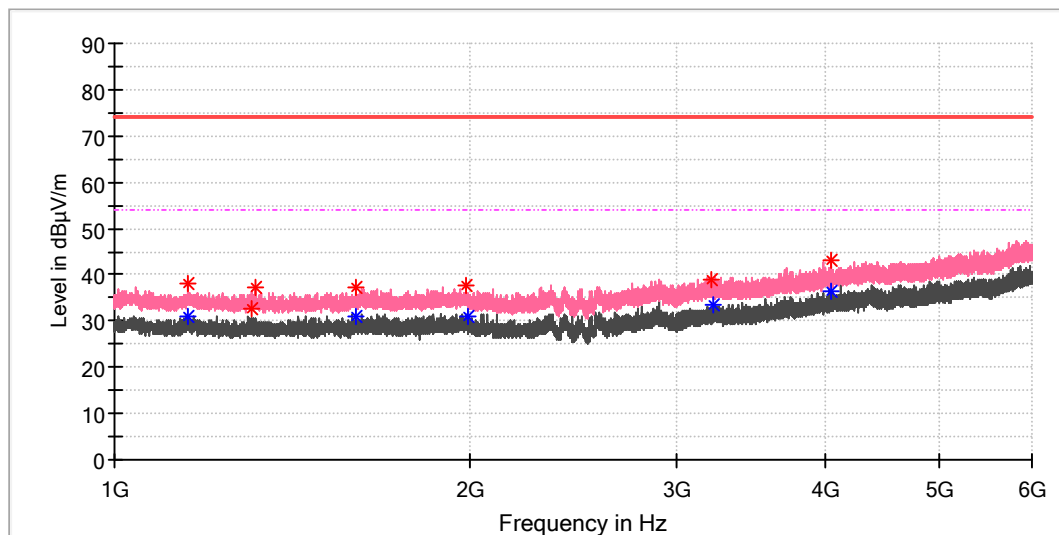


Critical_Freqs

Frequency (MHz)	MaxPeak (dBµV/m)	Average (dBµV/m)	Limit (dBµV/m)	Margin (dB)	Height (cm)	Pol	Azimuth (deg)	Corr. (dB/m)
1127.500000	36.45	---	74.00	37.55	100.0	H	185.0	-3.5
1130.416667	---	30.65	54.00	23.35	100.0	H	357.0	-3.4
1289.583333	---	30.76	54.00	23.24	100.0	H	60.0	-2.9
1291.041667	36.92	---	74.00	37.08	100.0	H	174.0	-2.8
1653.125000	36.48	---	74.00	37.52	100.0	H	89.0	-2.4
1656.875000	---	29.93	54.00	24.07	100.0	H	162.0	-2.4
2333.750000	---	30.74	54.00	23.26	100.0	H	145.0	-1.8
2347.916667	37.53	---	74.00	36.47	100.0	H	55.0	-1.7
3174.791667	38.73	---	74.00	35.27	100.0	H	168.0	0.9
3194.375000	---	33.25	54.00	20.75	100.0	H	14.0	1.0
4305.833333	42.69	---	74.00	31.31	100.0	H	296.0	4.8
4307.916667	---	36.49	54.00	17.51	100.0	H	283.0	4.8

EUT Information

EUT Name: Bluetooth Headset
Model: TUNE730BT
Test Mode: BT Playing MODE
Test Voltage: BATTERY
Test Standard: FCC Part 15
Test By:/Review By: Junhua Sun/ Murphy Chen
Tem./Hum./Pressure: 23.7°C/50.3%/101kPa
Remark: 10m SAC

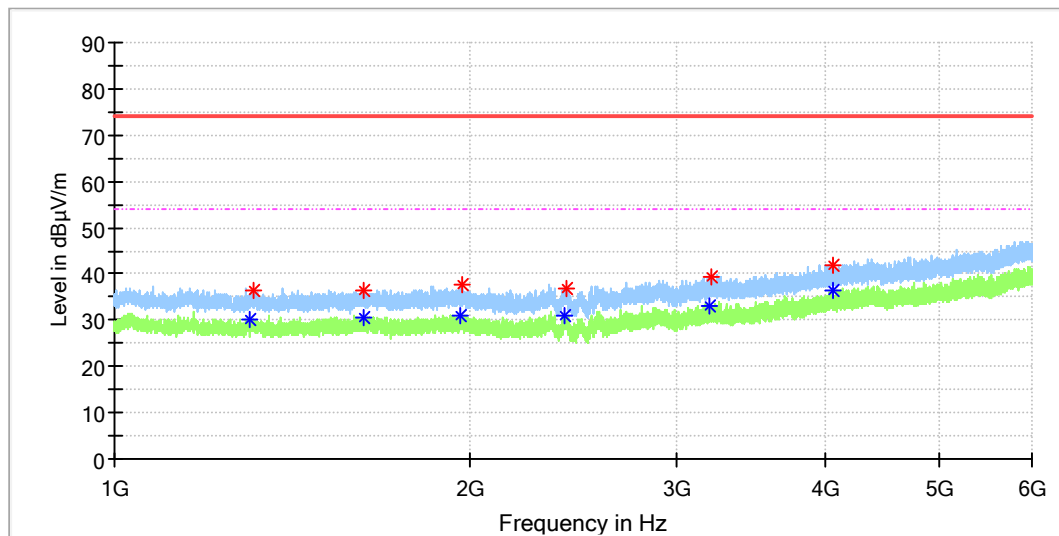


Critical Freqs

Frequency (MHz)	MaxPeak (dBµV/m)	Average (dBµV/m)	Limit (dBµV/m)	Margin (dB)	Height (cm)	Pol	Azimuth (deg)	Corr. (dB/m)
1156.041667	38.15	---	74.00	35.85	100.0	V	320.0	-2.9
1156.041667	---	30.90	54.00	23.10	100.0	V	320.0	-2.9
1306.875000	32.55	---	74.00	41.45	100.0	V	342.0	-2.6
1317.500000	37.19	---	74.00	36.81	100.0	V	167.0	-2.8
1600.208333	---	30.82	54.00	23.18	100.0	V	45.0	-2.7
1600.416667	37.33	---	74.00	36.67	100.0	V	58.0	-2.7
1985.208333	37.73	---	74.00	36.27	100.0	V	278.0	-2.3
1996.875000	---	30.90	54.00	23.10	100.0	V	359.0	-2.5
3209.583333	39.06	---	74.00	34.94	100.0	V	138.0	1.1
3219.583333	---	33.36	54.00	20.64	100.0	V	325.0	1.2
4056.875000	43.18	---	74.00	30.82	100.0	V	107.0	4.0
4056.875000	---	36.62	54.00	17.38	100.0	V	107.0	4.0

EUT Information

EUT Name: Bluetooth Headset
Model: TUNE730BT
Test Mode: Charging
Test Voltage: AC 120V/60Hz
Test Standard: FCC Part 15
Test By./Review By: Junhua Sun/ Murphy Chen
Tem./Hum./Pressure: 23.7°C/50.3%/101kPa
Remark: 10m SAC

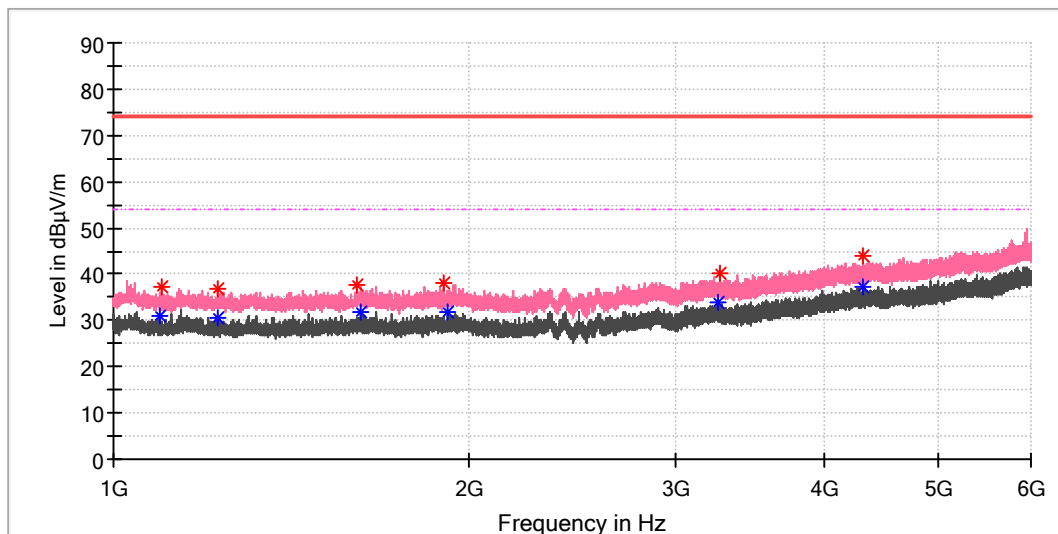


Critical_Freqs

Frequency (MHz)	MaxPeak (dBµV/m)	Average (dBµV/m)	Limit (dBµV/m)	Margin (dB)	Height (cm)	Pol	Azimuth (deg)	Corr. (dB/m)
1304.583333	---	30.31	54.00	23.69	100.0	H	39.0	-2.6
1310.416667	36.42	---	74.00	37.58	100.0	H	224.0	-2.7
1625.416667	36.47	---	74.00	37.53	100.0	H	178.0	-2.5
1627.083333	---	30.57	54.00	23.43	100.0	H	126.0	-2.5
1966.250000	---	31.11	54.00	22.89	100.0	H	184.0	-2.2
1971.666667	37.59	---	74.00	36.41	100.0	H	78.0	-2.2
2407.083333	---	31.11	54.00	22.89	100.0	H	0.0	-1.7
2414.583333	37.00	---	74.00	37.00	100.0	H	132.0	-1.7
3201.458333	---	32.88	54.00	21.12	100.0	H	56.0	1.1
3205.416667	39.53	---	74.00	34.47	100.0	H	272.0	1.1
4067.916667	---	36.31	54.00	17.69	100.0	H	314.0	4.0
4070.208333	41.96	---	74.00	32.04	100.0	H	120.0	4.1

EUT Information

EUT Name: Bluetooth Headset
Model: TUNE730BT
Test Mode: Charging
Test Voltage: AC 120V/60Hz
Test Standard: FCC Part 15
Test By:/Review By: Junhua Sun/ Murphy Chen
Tem./Hum./Pressure: 23.7°C/50.3%/101kPa
Remark: 10m SAC

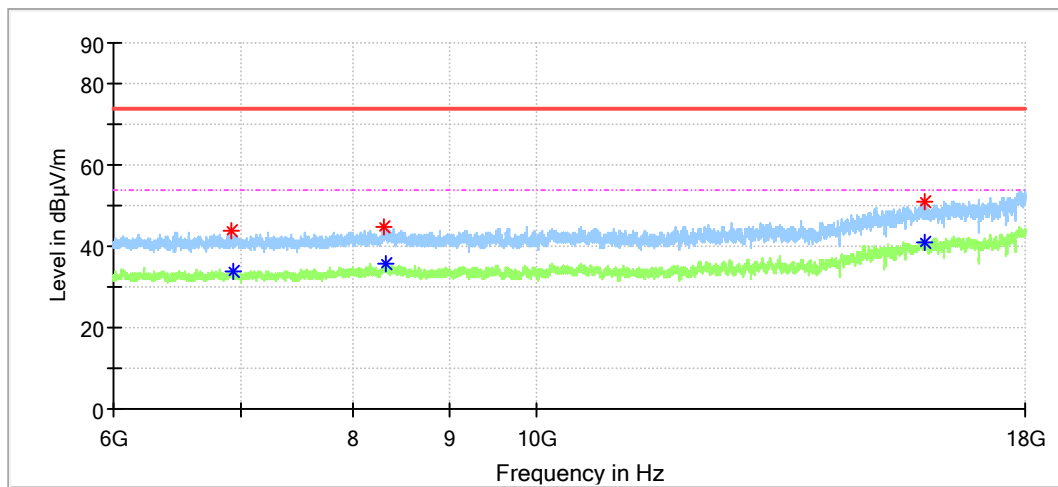


Critical Freqs

Frequency (MHz)	MaxPeak (dBµV/m)	Average (dBµV/m)	Limit (dBµV/m)	Margin (dB)	Height (cm)	Pol	Azimuth (deg)	Corr. (dB/m)
1093.750000	---	31.00	54.00	23.00	100.0	V	147.0	-3.3
1100.208333	37.38	---	74.00	36.62	100.0	V	199.0	-3.3
1227.500000	36.73	---	74.00	37.27	100.0	V	306.0	-3.0
1227.708333	---	30.46	54.00	23.54	100.0	V	169.0	-3.0
1609.791667	37.48	---	74.00	36.52	100.0	V	70.0	-2.6
1618.958333	---	31.61	54.00	22.39	100.0	V	0.0	-2.6
1908.750000	37.97	---	74.00	36.03	100.0	V	0.0	-2.3
1918.958333	---	31.76	54.00	22.24	100.0	V	354.0	-2.2
3261.666667	---	34.03	54.00	19.97	100.0	V	244.0	1.4
3272.500000	40.03	---	74.00	33.97	100.0	V	44.0	1.3
4318.750000	43.79	---	74.00	30.21	100.0	V	295.0	4.9
4318.750000	---	37.11	54.00	16.89	100.0	V	295.0	4.9

EUT Information

EUT Name: Bluetooth Headset
Model: TUNE730BT
Test Mode: BT Playing MODE
Test Voltage: BATTERY
Test Standard: FCC Part 15
Test By:/Review By: Junhua Sun/ Murphy Chen
Tem./Hum./Pressure: 23.7°C/50.3%/101kPa
Remark: 10m SAC



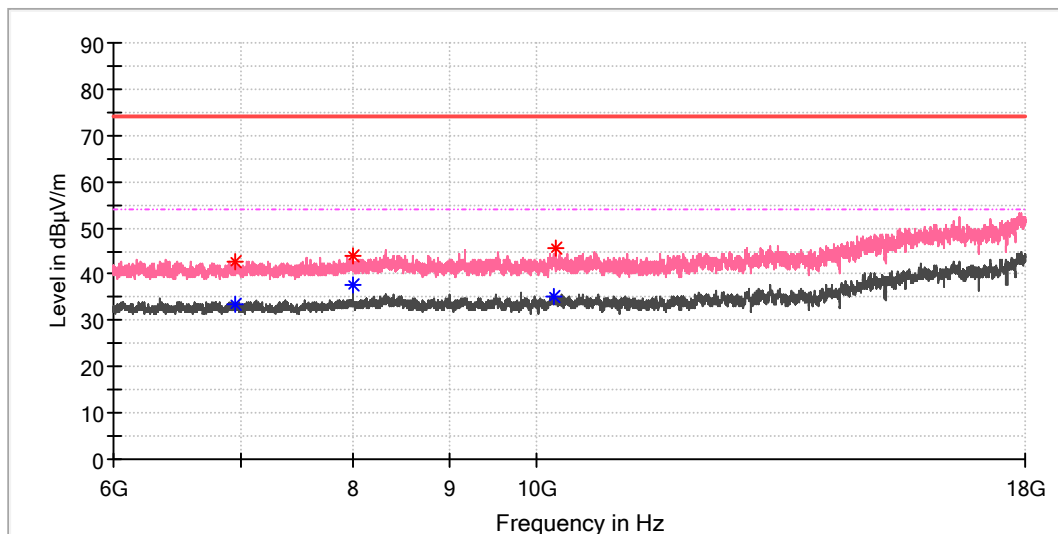
Comment

Critical Freqs

Frequency (MHz)	MaxPeak (dBµV/m)	Average (dBµV/m)	Limit (dBµV/m)	Margin (dB)	Height (cm)	Pol	Azimuth (deg)	Corr. (dB/m)
6907.500000	43.75	---	74.00	30.25	100.0	H	0.0	-2.2
6928.750000	---	33.64	54.00	20.36	100.0	H	182.0	-2.2
8311.062500	44.66	---	74.00	29.34	100.0	H	218.0	-1.4
8333.375000	---	35.61	54.00	18.39	100.0	H	182.0	-1.3
15956.81250	---	41.11	54.00	12.89	100.0	H	218.0	4.6
15962.12500	51.03	---	74.00	22.97	100.0	H	180.0	4.7

EUT Information

EUT Name: Bluetooth Headset
Model: TUNE730BT
Test Mode: BT Playing MODE
Test Voltage: BATTERY
Test Standard: FCC Part 15
Test By:/Review By: Junhua Sun/ Murphy Chen
Tem./Hum./Pressure: 23.7°C/50.3%/101kPa
Remark: 10m SAC

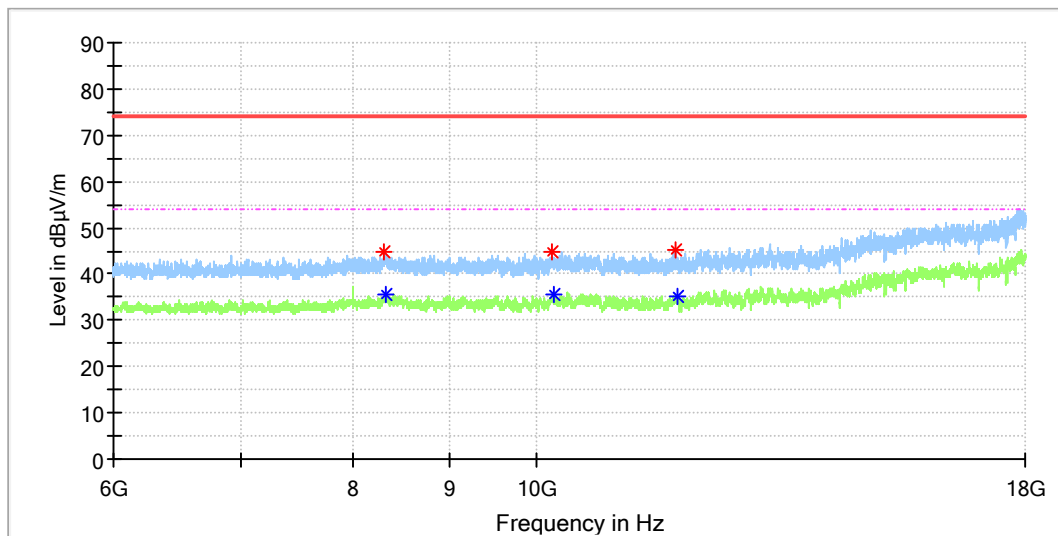


Critical Freqs

Frequency (MHz)	MaxPeak (dBµV/m)	Average (dBµV/m)	Limit (dBµV/m)	Margin (dB)	Height (cm)	Pol	Azimuth (deg)	Corr. (dB/m)
6941.500000	---	33.46	54.00	20.54	100.0	V	142.0	-2.2
6942.562500	42.67	---	74.00	31.33	100.0	V	0.0	-2.2
7999.750000	---	37.48	54.00	16.52	100.0	V	180.0	-1.7
7999.750000	44.00	---	74.00	30.00	100.0	V	180.0	-1.7
10206.56250	---	35.12	54.00	18.88	100.0	V	110.0	-2.1
10217.18750	45.49	---	74.00	28.51	100.0	V	103.0	-2.1

EUT Information

EUT Name: Bluetooth Headset
Model: TUNE730BT
Test Mode: Charging
Test Voltage: AC 120V/60Hz
Test Standard: FCC Part 15
Test By:/Review By: Junhua Sun/ Murphy Chen
Tem./Hum./Pressure: 23.7°C/50.3%/101kPa
Remark: 10m SAC

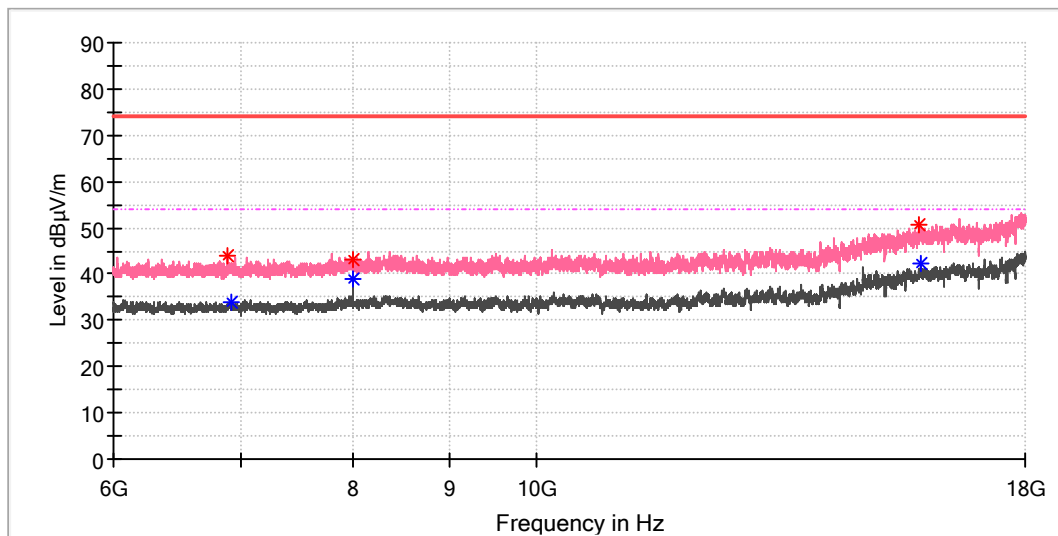


Critical_Freqs

Frequency (MHz)	MaxPeak (dBµV/m)	Average (dBµV/m)	Limit (dBµV/m)	Margin (dB)	Height (cm)	Pol	Azimuth (deg)	Corr. (dB/m)
8317.437500	44.61	---	74.00	29.39	100.0	H	312.0	-1.4
8331.250000	---	35.44	54.00	18.56	100.0	H	294.0	-1.3
10185.31250	44.80	---	74.00	29.20	100.0	H	198.0	-2.2
10189.56250	---	35.62	54.00	18.38	100.0	H	0.0	-2.2
11802.43750	45.30	---	74.00	28.70	100.0	H	306.0	-1.3
11844.93750	---	35.19	54.00	18.81	100.0	H	237.0	-1.3

EUT Information

EUT Name: Bluetooth Headset
Model: TUNE730BT
Test Mode: Charging
Test Voltage: AC 120V/60Hz
Test Standard: FCC Part 15
Test By:/Review By: Junhua Sun/ Murphy Chen
Tem./Hum./Pressure: 23.7°C/50.3%/101kPa
Remark: 10m SAC



Critical_Freqs

Frequency (MHz)	MaxPeak (dBµV/m)	Average (dBµV/m)	Limit (dBµV/m)	Margin (dB)	Height (cm)	Pol	Azimuth (deg)	Corr. (dB/m)
6889.437500	43.78	---	74.00	30.22	100.0	V	20.0	-2.2
6907.500000	---	33.84	54.00	20.16	100.0	V	25.0	-2.2
7999.750000	---	39.09	54.00	14.91	100.0	V	20.0	-1.7
7999.750000	43.21	---	74.00	30.79	100.0	V	20.0	-1.7
15853.75000	50.66	---	74.00	23.34	100.0	V	74.0	4.3
15861.18750	---	42.26	54.00	11.74	100.0	V	135.0	4.4